

Community Enrichment Survey Results

All runs (last updated Nov 1, 2016 2:37pm)

21

Polls

189

Participants

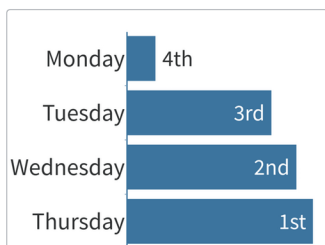
115

Average responses



Average engagement

Practice question 1 - What day of the week works best for you to attend a public meeting? Rank in order from best to worst.



Response options

- Thursday
- Wednesday
- Tuesday
- Monday

Rank

- 1st
- 2nd
- 3rd
- 4th

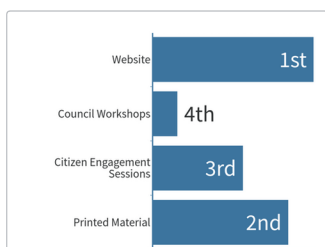


Engagement

146

Responses

Practice question 2 - How do you find City budget information? Rank in order from most used to least used.



Response options

- Website
- Printed Material
- Citizen Engagement Sessions
- Council Workshops

Rank

- 1st
- 2nd
- 3rd
- 4th

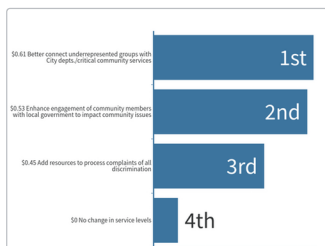


Engagement

145

Responses

Please rank Civil and Human Rights Services in order of importance.



Response options

- \$0.61 Better connect underrepresented groups with City depts./critical community services
- \$0.53 Enhance engagement of community members with local government to impact community issues
- \$0.45 Add resources to process complaints of all discrimination
- \$0 No change in service levels

Rank

- 1st
- 2nd
- 3rd
- 4th

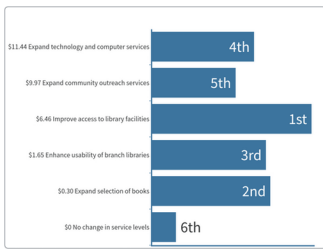


Engagement

130

Responses

Please rank Library Services in order of importance.



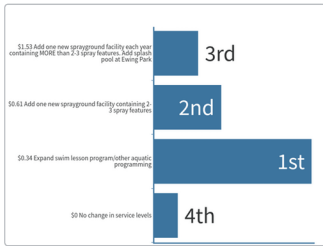
- Response options
- \$6.46 Improve access to library facilities
 - \$0.30 Expand selection of books
 - \$1.65 Enhance usability of branch libraries
 - \$11.44 Expand technology and computer services
 - \$9.97 Expand community outreach services
 - \$0 No change in service levels

- Rank
- 1st
 - 2nd
 - 3rd
 - 4th
 - 5th
 - 6th

64% Engagement

121 Responses

Please rank Aquatics Services - Part A



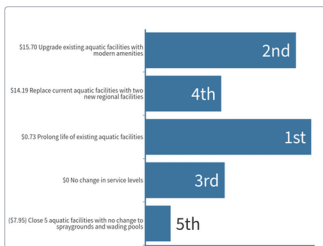
- Response options
- \$0.34 Expand swim lesson program/other aquatic programming
 - \$0.61 Add one new sprayground facility containing 2-3 spray features
 - \$1.53 Add one new sprayground facility each year containing MORE than 2-3 spray features. Add splash pool at Ewing Park
 - \$0 No change in service levels

- Rank
- 1st
 - 2nd
 - 3rd
 - 4th

63% Engagement

121 Responses

Please rank Aquatics Services - Part B



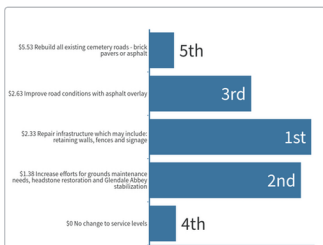
- Response options
- \$0.73 Prolong life of existing aquatic facilities
 - \$15.70 Upgrade existing aquatic facilities with modern amenities
 - \$0 No change in service levels
 - \$14.19 Replace current aquatic facilities with two new regional facilities
 - (\$7.95) Close 5 aquatic facilities with no change to spraygrounds and wading pools

- Rank
- 1st
 - 2nd
 - 3rd
 - 4th
 - 5th

58% Engagement

109 Responses

Please rank Cemetery Services.



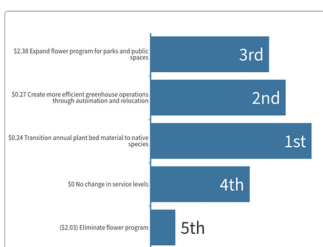
- Response options
- \$2.33 Repair infrastructure which may include: retaining walls, fences and signage
 - \$1.38 Increase efforts for grounds maintenance needs, headstone restoration and Glendale Abbey stabilization
 - \$2.63 Improve road conditions with asphalt overlay
 - \$0 No change to service levels
 - \$5.53 Rebuild all existing cemetery roads - brick pavers or asphalt

- Rank
- 1st
 - 2nd
 - 3rd
 - 4th
 - 5th

57% Engagement

125 Responses

Please rank City Landscape Services.



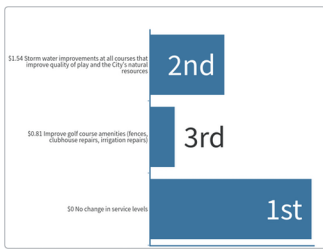
- Response options
- \$0.24 Transition annual plant bed material to native species
 - \$0.27 Create more efficient greenhouse operations through automation and relocation
 - \$2.38 Expand flower program for parks and public spaces
 - \$0 No change in service levels
 - (\$2.03) Eliminate flower program

- Rank
- 1st
 - 2nd
 - 3rd
 - 4th
 - 5th

57% Engagement

108 Responses

Please rank Golf Course Services.



Response options

- \$0 No change in service levels
- \$1.54 Storm water improvements at all courses that improve quality of play and the City's natural resources
- \$0.81 Improve golf course amenities (fences, clubhouse repairs, irrigation repairs)

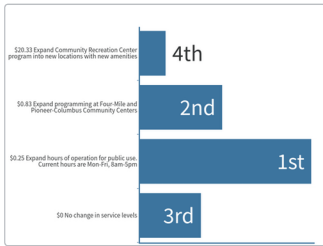
Rank

- 1st
- 2nd
- 3rd

59% Engagement

111 Responses

Please rank Community Recreation Center Services.



Response options

- \$0.25 Expand hours of operation for public use. Current hours are Mon-Fri, 8am-5pm
- \$0.83 Expand programming at Four-Mile and Pioneer-Columbus Community Centers
- \$0 No change in service levels
- \$20.33 Expand Community Recreation Center program into new locations with new amenities

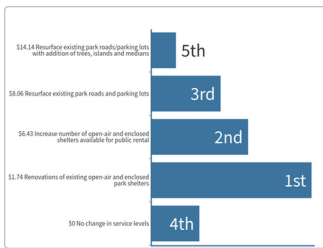
Rank

- 1st
- 2nd
- 3rd
- 4th

59% Engagement

112 Responses

Please rank Parks Services - Part A



Response options

- \$1.74 Renovations of existing open-air and enclosed park shelters
- \$6.43 Increase number of open-air and enclosed shelters available for public rental
- \$8.06 Resurface existing park roads and parking lots
- \$0 No change in service levels
- \$14.14 Resurface existing park roads/parking lots with addition of trees, islands and medians

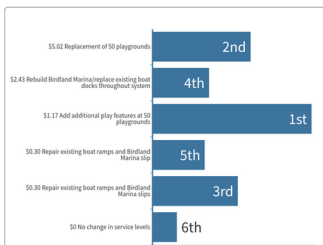
Rank

- 1st
- 2nd
- 3rd
- 4th
- 5th

61% Engagement

116 Responses

Please rank Parks Services -Part B



Response options

- \$1.17 Add additional play features at 50 playgrounds
- \$5.02 Replacement of 50 playgrounds
- \$0.30 Repair existing boat ramps and Birdland Marina slips
- \$2.43 Rebuild Birdland Marina/replace existing boat docks throughout system
- \$0.30 Repair existing boat ramps and Birdland Marina slip
- \$0 No change in service levels

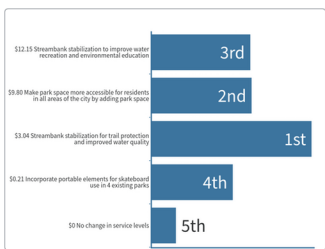
Rank

- 1st
- 2nd
- 3rd
- 4th
- 5th
- 6th

60% Engagement

114 Responses

Please rank Parks Services - Part C



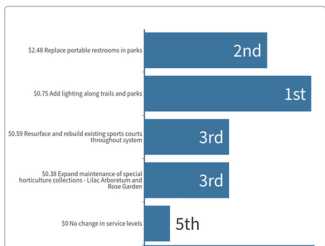
Response options

- \$3.04 Streambank stabilization for trail protection and improved water quality
- \$9.80 Make park space more accessible for residents in all areas of the city by adding park space
- \$12.15 Streambank stabilization to improve water recreation and environmental education
- \$0.21 Incorporate portable elements for skateboard use in 4 existing parks
- \$0 No change in service levels

- Rank
- 1st
- 2nd
- 3rd
- 4th
- 5th

60% Engagement
113 Responses

Please rank Parks Services - Part D



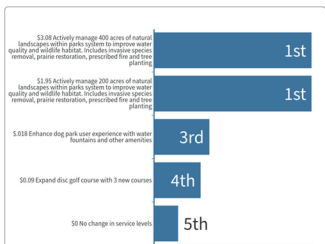
Response options

- \$0.75 Add lighting along trails and parks
- \$2.48 Replace portable restrooms in parks
- \$0.59 Resurface and rebuild existing sports courts throughout system
- \$0.38 Expand maintenance of special horticulture collections - Lilac Arboretum and Rose Garden
- \$0 No change in service levels

- Rank
- 1st
- 2nd
- 3rd
- 3rd
- 5th

61% Engagement
116 Responses

Please rank Parks Services - Part E



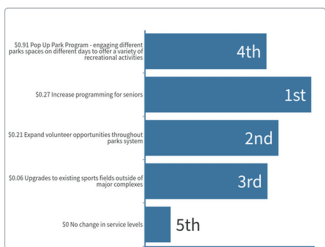
Response options

- \$3.08 Actively manage 400 acres of natural landscapes within parks system to improve water quality and wildlife habitat. Includes invasive species removal, prairie restoration, prescribed fire and tree planting
- \$1.95 Actively manage 200 acres of natural landscapes within parks system to improve water quality and wildlife habitat. Includes invasive species removal, prairie restoration, prescribed fire and tree planting
- \$0.18 Enhance dog park user experience with water fountains and other amenities
- \$0.09 Expand disc golf course with 3 new courses
- \$0 No change in service levels

- Rank
- 1st
- 1st
- 3rd
- 4th
- 5th

60% Engagement
113 Responses

Please rank Recreation Services - Part A



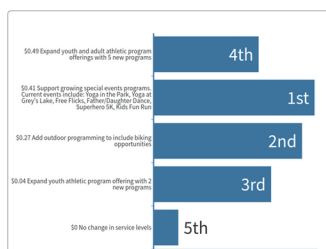
Response options

- \$0.27 Increase programming for seniors
- \$0.21 Expand volunteer opportunities throughout parks system
- \$0.06 Upgrades to existing sports fields outside of major complexes
- \$0.91 Pop Up Park Program - engaging different parks spaces on different days to offer a variety of recreational activities
- \$0 No change in service levels

- Rank
- 1st
- 2nd
- 3rd
- 4th
- 5th

60% Engagement
113 Responses

Please rank Recreation Services - Part B

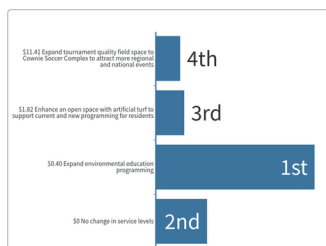


Response options	Rank
\$0.41 Support growing special events programs. Current events include: Yoga in the Park, Yoga at Grey's Lake, Free Flicks, Father/Daughter Dance, Superhero 5K, Kids Fun Run	1st
\$0.27 Add outdoor programming to include biking opportunities	2nd
\$0.04 Expand youth athletic program offering with 2 new programs	3rd
\$0.49 Expand youth and adult athletic program offerings with 5 new programs	4th
\$0 No change in service levels	5th

58%
Engagement

113
Responses

Please rank Recreation Services - Part C

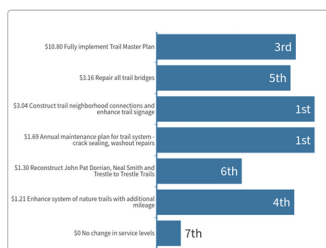


Response options	Rank
\$0.40 Expand environmental education programming	1st
\$0 No change in service levels	2nd
\$1.82 Enhance an open space with artificial turf to support current and new programming for residents	3rd
\$11.41 Expand tournament quality field space to Cownie Soccer Complex to attract more regional and national events	4th
\$11.41 Expand tournament quality field space to Cownie Soccer Complex to attract more regional and national events	4th

60%
Engagement

115
Responses

Please rank Trail Services.

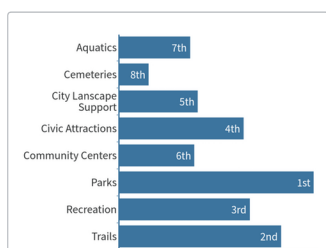


Response options	Rank
\$3.04 Construct trail neighborhood connections and enhance trail signage	1st
\$1.69 Annual maintenance plan for trail system - crack sealing, washout repairs	1st
\$10.80 Fully implement Trail Master Plan	3rd
\$1.21 Enhance system of nature trails with additional mileage	4th
\$3.16 Repair all trail bridges	5th
\$1.30 Reconstruct John Pat Dorrian, Neal Smith and Trestle to Trestle Trails	6th
\$0 No change in service levels	7th

57%
Engagement

107
Responses

Please rank by importance to you.

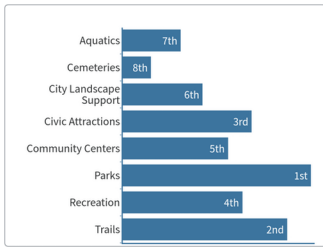


Response options	Rank
Parks	1st
Trails	2nd
Recreation	3rd
Civic Attractions	4th
City Landscape Support	5th
Community Centers	6th
Aquatics	7th
Cemeteries	8th

55%
Engagement

105
Responses

Please rank based on new funding available or reallocation of funding.



Response options

- Parks
- Trails
- Civic Attractions
- Recreation
- Community Centers
- City Landscape Support
- Aquatics
- Cemeteries

Rank

- 1st
- 2nd
- 3rd
- 4th
- 5th
- 6th
- 7th
- 8th



Engagement

71

Responses