

Infrastructure & Development

All runs (last updated Nov 23, 2016 9:14am)

7

Polls

21

Participants


14

Average responses



Average engagement

Which day of the week works best for you to attend a public meeting? Rank in order from best to worst.



Response options

Wednesday

Tuesday

Monday

Thursday

Rank

1st

2nd

3rd

4th

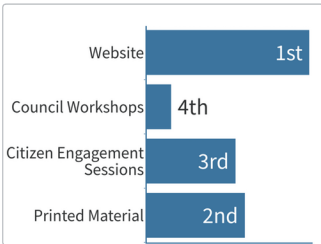


Engagement

15

Responses

How do you find City budget information? Rank in order from most used to least used.



Response options

Website

Printed Material

Citizen Engagement Sessions

Council Workshops

Rank

1st

2nd

3rd

4th




Engagement

13

Responses

Please rank Planning Service Level Changes in order of most important to least.



Response options

\$2.04 - Form-based code will require increased technical capacity for implementation.

\$1.02 - Additional resources to increase capacity to process boards, commissions and administrative reviews.

\$0- No change in service levels.

Rank

1st

2nd

3rd

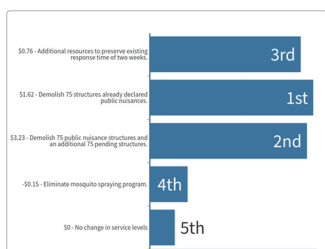


Engagement

15

Responses

Please rank Enforcement Service Level Changes in order of most important to least.

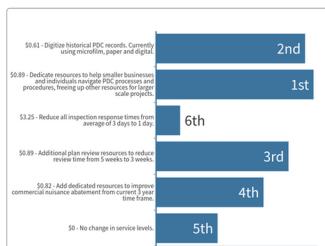


Response options	Rank
\$1.62 - Demolish 75 structures already declared public nuisances.	1st
\$3.23 - Demolish 75 public nuisance structures and an additional 75 pending structures.	2nd
\$0.76 - Additional resources to preserve existing response time of two weeks.	3rd
-\$0.15 - Eliminate mosquito spraying program.	4th
\$0 - No change in service levels	5th

67%
Engagement

14
Responses

Please rank Permit & Development Center Service Level Changes in order of most important to least.

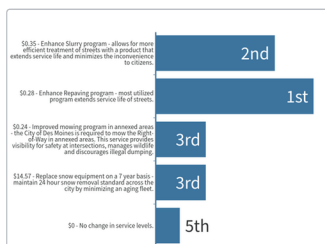


Response options	Rank
\$0.89 - Dedicate resources to help smaller businesses and individuals navigate PDC processes and procedures, freeing up other resources for larger scale projects.	1st
\$0.61 - Digitize historical PDC records. Currently using microfilm, paper and digital.	2nd
\$0.89 - Additional plan review resources to reduce review time from 5 weeks to 3 weeks.	3rd
\$0.82 - Add dedicated resources to improve commercial nuisance abatement from current 3 year time frame.	4th
\$0 - No change in service levels.	5th
\$3.25 - Reduce all inspection response times from average of 3 days to 1 day.	6th

71%
Engagement

15
Responses

Please rank Streets Service Level Changes in order of most important to least important.

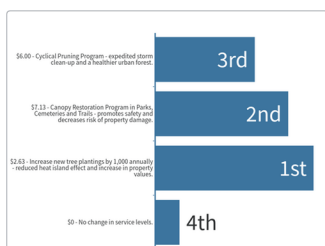


Response options	Rank
\$0.28 - Enhance Repaving program - most utilized program extends service life of streets.	1st
\$0.35 - Enhance Slurry program - allows for more efficient treatment of streets with a product that extends service life and minimizes the inconvenience to citizens.	2nd
\$0.24 - Improved mowing program in annexed areas - the City of Des Moines is required to mow the Right-of-Way in annexed areas. This service provides visibility for safety at intersections, manages wildlife and discourages illegal dumping.	3rd
\$14.57 - Replace snow equipment on a 7 year basis - maintain 24 hour snow removal standard across the city by minimizing an aging fleet.	3rd
\$0 - No change in service levels.	5th

67%
Engagement

14
Responses

Please rank Forestry Service Level Changes from most important to least.



Response options	Rank
\$2.63 - Increase new tree plantings by 1,000 annually - reduced heat island effect and increase in property values.	1st
\$7.13 - Canopy Restoration Program in Parks, Cemeteries and Trails - promotes safety and decreases risk of property damage.	2nd
\$6.00 - Cyclical Pruning Program - expedited storm clean-up and a healthier urban forest.	3rd
\$0 - No change in service levels.	4th

62%
Engagement

13
Responses