

Total Budget Review

All runs (last updated Dec 19, 2016 3:37pm)

8

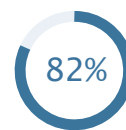
Polls

97

Participant s

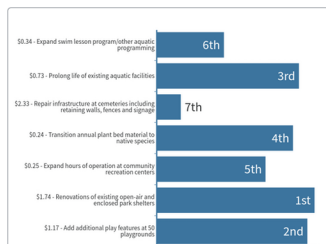
81

Average responses



Average engagement

Please rank Parks & Recreation Priorities - Part A



| Response options | Rank |
|--|------|
| \$1.74 - Renovations of existing open-air and enclosed park shelters | 1st |
| \$1.17 - Add additional play features at 50 playgrounds | 2nd |
| \$0.73 - Prolong life of existing aquatic facilities | 3rd |
| \$0.24 - Transition annual plant bed material to native species | 4th |
| \$0.25 - Expand hours of operation at community recreation centers | 5th |
| \$0.34 - Expand swim lesson program/other aquatic programming | 6th |
| \$2.33 - Repair infrastructure at cemeteries including retaining walls, fences and signage | 7th |

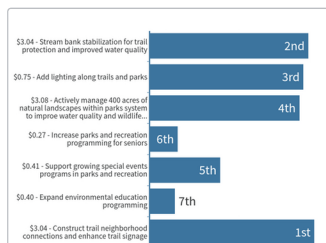


Engagement

82

Responses

Please rank Parks & Recreation Priorities - Part B



| Response options | Rank |
|--|------|
| \$3.04 - Construct trail neighborhood connections and enhance trail signage | 1st |
| \$3.04 - Stream bank stabilization for trail protection and improved water quality | 2nd |
| \$0.75 - Add lighting along trails and parks | 3rd |
| \$3.08 - Actively manage 400 acres of natural landscapes within parks system to improve water quality and wildlife habitat | 4th |
| \$0.41 - Support growing special events programs in parks and recreation | 5th |
| \$0.27 - Increase parks and recreation programming for seniors | 6th |
| \$0.40 - Expand environmental education programming | 7th |

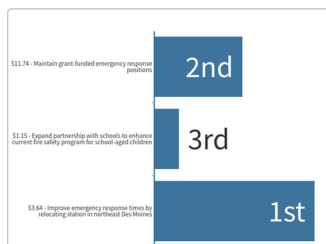


Engagement

79

Responses

Please rank Fire Department Priorities from most important to least.



| Response options | Rank |
|--|------|
| \$3.64 - Improve emergency response times by relocating station in northeast Des Moines | 1st |
| \$11.74 - Maintain grant-funded emergency response positions | 2nd |
| \$1.15 - Expand partnership with schools to enhance current fire safety program for school-aged children | 3rd |

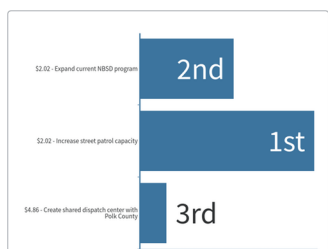


Engagement

82

Responses

Please rank Police Department Priorities.

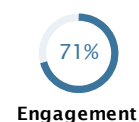


Response options

- \$2.02 - Increase street patrol capacity
- \$2.02 - Expand current NBSD program
- \$4.86 - Create shared dispatch center with Polk County

Rank

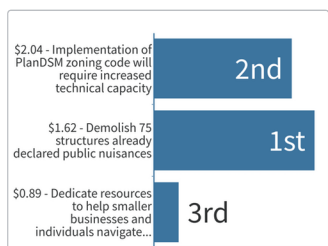
- 1st
- 2nd
- 3rd



Engagement

69 Responses

Please rank Infrastructure & Development Priorities - Part A

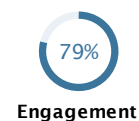


Response options

- \$1.62 - Demolish 75 structures already declared public nuisances
- \$2.04 - Implementation of PlanDSM zoning code will require increased technical capacity
- \$0.89 - Dedicate resources to help smaller businesses and individuals navigate PDC processes

Rank


- 1st
- 2nd
- 3rd



Engagement

77 Responses

Please rank Infrastructure & Development Priorities - Part B

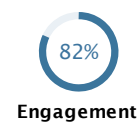


Response options

- \$0.28 - Enhance repaving program to extend service life of streets
- \$2.63 - Increase new tree plantings by 1,000 annually

Rank

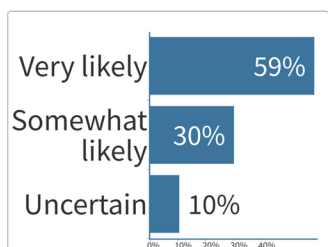
- 1st
- 2nd



Engagement

80 Responses

How likely are you to support a tax increase to fund top priorities?

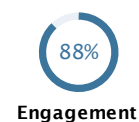


Response options

- Very likely
- Somewhat likely
- Uncertain

Count Percentage

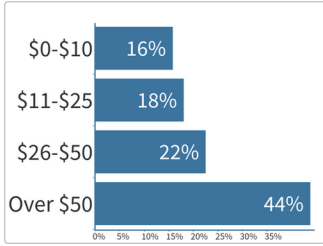
| | | |
|-----------------|----|-----|
| Very likely | 51 | 59% |
| Somewhat likely | 26 | 30% |
| Uncertain | 9 | 10% |



Engagement

86 Responses

If you support a tax increase, please vote for the level of annual increase you would be willing to fund.



Response options

- \$0-\$10
- \$11-\$25
- \$26-\$50
- Over \$50

| Count | Percentage |
|-------|------------|
| 14 | 16% |
| 16 | 18% |
| 20 | 22% |
| 39 | 44% |

92%
Engagement

89
Responses