

Engineering Department

Engineering Department

Departmental Summary

FUND/ACTIVITY	2007-08	2008-09		2009-10
	ACTUAL	ADOPTED	AMENDED	RECOMM.
General Fund:				
Revenue				
Management Services	216,235	245,800	220,182	226,597
Contracts, Compliance, and Special Assessments	381,670	434,100	360,400	379,400
Design and Construction - Design Groups	1,927,914	1,968,100	2,065,600	2,170,200
Design and Construction - Graphics	172,852	162,100	178,300	183,300
Real Estate	641,240	895,600	817,500	836,500
Construction and Support - Survey	648,234	571,500	620,000	691,000
Construction and Support - Inspection	1,348,858	1,506,900	1,386,300	1,431,400
T&T - Administration	77,704	17,000	17,000	17,000
T&T - Right-of-way Management	294,184	351,439	261,912	345,522
Total Revenues	5,708,891	6,152,539	5,927,194	6,280,919
Expenditure				
Management Services	497,768	508,552	437,289	445,420
Contracts, Compliance, and Special Assessments	579,985	606,456	672,320	698,554
Design and Construction - Design Groups	2,039,293	2,179,526	2,274,965	2,379,220
Design and Construction - Graphics	543,279	601,692	573,420	562,092
Real Estate	887,157	1,145,935	1,136,195	1,090,614
Construction and Support - Survey	746,642	856,624	838,767	871,407
Construction and Support - Inspection	1,459,527	1,616,491	1,520,138	1,578,666
T&T - Administration	224,848	214,094	227,762	232,987
T&T - Right-of-way Management	300,985	351,439	346,832	346,452
Total Expenditures	7,279,484	8,080,809	8,027,688	8,205,412
Subsidy	1,570,593	1,928,270	2,100,494	1,924,493
Personnel				
Management Services	5.00	4.00	3.00	3.00
Contracts, Compliance, and Special Assessments	7.00	7.00	8.00	8.00
Design and Construction - Design Groups	20.00	21.00	21.00	21.00
Design and Construction - Graphics	6.00	7.00	7.00	6.00
Real Estate	11.00	12.00	12.00	10.00
Construction and Support - Survey	9.00	10.00	10.00	10.00
Construction and Support - Inspection	14.80	13.80	13.80	13.80
T&T - Administration	1.80	1.80	1.80	1.80
T&T - Right-of-way Management	3.60	3.60	3.50	3.50
Total Personnel	78.20	80.20	80.10	77.10
Enterprise Funds:				
Expenditure				
T&T - Parking Administration	10,402,167	10,902,892	10,530,972	10,533,947
T&T - Parking Meter Maintenance and Collection	487,961	492,890	644,904	598,082
2000-A Parking Revenue Bonds - Sinking Fund	1,685,385	1,686,836	1,686,836	1,685,650
2000-B Parking Revenue Bonds - Sinking Fund	1,360,981	1,353,673	4,853,673	1,356,215
T&T - Park and Ride Operation	1,873,306	1,947,401	2,228,893	1,576,128
Total Expenditures	15,809,800	16,383,692	19,945,278	15,750,022
Personnel				
T&T - Parking Administration	3.00	3.00	3.00	3.00
T&T - Parking Meter Maintenance and Collection	4.00	4.00	4.00	4.00
Total Personnel	7.00	7.00	7.00	7.00

Engineering Department

FUND/ACTIVITY	2007-08	2008-09		2009-10
	ACTUAL	ADOPTED	AMENDED	RECOMM.
Special Revenue Funds:				
Expenditure				
T&T - Street Lighting	3,229,230	3,336,473	3,336,647	3,368,549
T&T - Signal Installation and Maintenance	755,051	784,543	790,416	831,235
T&T - Sign Installation and Maintenance	401,149	412,094	413,564	433,614
T&T - Street Markings Maintenance	293,404	294,035	287,537	306,158
T&T - Ordinance and Accident Investigation	94,745	99,531	104,049	107,746
T&T - Traffic Engineering	218,035	220,705	227,639	236,874
Special Revenue Funds - Not Road Use Tax	24,907	24,280	37,280	37,280
Total Expenditures	5,016,521	5,171,661	5,197,132	5,321,456
Personnel				
T&T - Street Lighting	0.80	0.80	0.90	0.90
T&T - Signal Installation and Maintenance	6.00	6.00	6.00	6.00
T&T - Sign Installation and Maintenance	4.00	4.00	4.00	4.00
T&T - Street Markings Maintenance	2.00	2.00	2.00	2.00
T&T - Ordinance and Accident Investigation	1.00	1.00	1.00	1.00
T&T - Traffic Engineering	2.00	2.00	2.00	2.00
Total Personnel	15.80	15.80	15.90	15.90
Expenditure Total	28,105,805	29,636,162	33,170,098	29,276,890
Personnel Total	101.00	103.00	103.00	100.00

Engineering Department

Management Services
GE001 ENG010100
General Fund

Description:

The function of Management Services is to provide management, leadership, oversight, and staff level administrative support services to the Engineering Department's four divisions: Traffic and Transportation; Design, Construction, and GIS/Graphics; Administration and Support; and Environmental.

Revenue Detail:

MAJOR OBJECT	2007-08	2008-09		2009-10
	ACTUAL	ADOPTED	AMENDED	RECOMM.
Licenses and Permits	9,084	7,000	7,000	7,000
Charges for Services/User Fees	138,722	163,800	142,700	147,000
Other	68,429	75,000	70,482	72,597
Revenue Totals	216,235	245,800	220,182	226,597

Expenditure Detail:

MAJOR OBJECT	2007-08	2008-09		2009-10
	ACTUAL	ADOPTED	AMENDED	RECOMM.
Personal Services	467,659	446,690	394,087	411,428
Contractual Services	26,414	38,312	26,802	26,192
Other Services and Charges	17	6,000	---	---
Commodities	3,678	7,550	5,800	5,800
Capital Outlays	---	10,000	10,600	2,000
Total Expenditure	497,768	508,552	437,289	445,420

Subsidy	281,533	262,752	217,107	218,823
---------	---------	---------	---------	---------

Personnel Detail:

PERMANENT FULL-TIME POSITIONS JOB CLASSIFICATION TITLE	2007-08	2008-09		2009-10
	ACTUAL	ADOPTED	AMENDED	RECOMM.
City Engineer	1.00	1.00	1.00	1.00
Deputy City Engineer - Design & Construction	1.00	1.00	1.00	1.00
Senior Administrative Aide	1.00	---	---	---
Executive Administrative Assistant	1.00	1.00	1.00	1.00
Engineering Admin Asst	---	1.00	---	---
Word Processor Operator	1.00	---	---	---
Total Full-time Permanent Employees	5.00	4.00	3.00	3.00

FY 09 amended has transfer of Engineering Administrative Assistant to ENG010400 to better reflect organization activities - no change in authorized.

Engineering Department

Contracts, Compliance, and Special Assessments GE001 ENG010400 General Fund

Description:

The functions of the Special Assessment Section are to: (1) process assessments against property owners who receive benefit from construction of public improvements or nuisance abatement, or who fail to pay fees for City services, (2) assist low-income property owners by providing special assessment subsidy services, (3) contract for demolition of condemned structures or structures which are in conflict with capital improvement construction projects, and (4) provide staff support for property management activities.

Revenue Detail:

MAJOR OBJECT	2007-08	2008-09		2009-10
	ACTUAL	ADOPTED	AMENDED	RECOMM.
Charges for Services/User Fees	269,599	294,100	284,400	293,400
Other	112,071	140,000	76,000	86,000
Revenue Totals	381,670	434,100	360,400	379,400

Revenue received from fees paid by owners for private construction contracts to cover Engineering labor costs is expected to decline because of the general economy.

Expenditure Detail:

MAJOR OBJECT	2007-08	2008-09		2009-10
	ACTUAL	ADOPTED	AMENDED	RECOMM.
Personal Services	564,110	575,826	642,120	673,334
Contractual Services	11,834	19,580	19,650	19,170
Commodities	4,041	6,050	5,050	5,050
Capital Outlays	---	5,000	5,500	1,000
Total Expenditure	579,985	606,456	672,320	698,554

Subsidy	198,315	172,356	311,920	319,154
---------	---------	---------	---------	---------

Personnel Detail:

PERMANENT FULL-TIME POSITIONS JOB CLASSIFICATION TITLE	2007-08	2008-09		2009-10
	ACTUAL	ADOPTED	AMENDED	RECOMM.
Deputy City Engineer - Administrative Service	1.00	1.00	1.00	1.00
Senior Engineering Technician	2.00	2.00	2.00	2.00
Engineering Technician	2.00	3.00	3.00	3.00
Senior Administrative Aide	1.00	---	---	---
Engineering Admin Asst	1.00	1.00	2.00	2.00
Total Full-time Permanent Employees	7.00	7.00	8.00	8.00

FY 09 amended change is transfer of Engineering Administrative Assistant from ENG010100 to better reflect organization activities - no change in authorized.

Engineering Department

◆◆ Design and Construction - Design Groups
GE001 ENG040100
General Fund

Description:

The functions of Design Group are to: (1) provide design services for the Engineering Department, as well as other departments when requested, (2) provide administrative support for Engineering Department activities, (3) provide management of capital improvements program projects, (4) provide systematic construction, reconstruction, and repair programs for storm and sanitary sewers and water detention basins, and (5) address the City's infrastructure needs by utilizing a priority ranking system for timely maintenance.

Revenue Detail:

MAJOR OBJECT	2007-08	2008-09		2009-10
	ACTUAL	ADOPTED	AMENDED	RECOMM.
Charges for Services/User Fees	1,927,914	1,968,100	2,065,600	2,170,200
Revenue Totals	1,927,914	1,968,100	2,065,600	2,170,200

Expenditure Detail:

MAJOR OBJECT	2007-08	2008-09		2009-10
	ACTUAL	ADOPTED	AMENDED	RECOMM.
Personal Services	1,977,596	2,115,436	2,206,755	2,313,880
Contractual Services	54,090	50,690	51,810	51,990
Commodities	6,694	5,350	8,350	8,350
Capital Outlays	913	8,050	8,050	5,000
Total Expenditure	2,039,293	2,179,526	2,274,965	2,379,220

Subsidy	111,379	211,426	209,365	209,020
---------	---------	---------	---------	---------

Personnel Detail:

PERMANENT FULL-TIME POSITIONS JOB CLASSIFICATION TITLE	2007-08	2008-09		2009-10
	ACTUAL	ADOPTED	AMENDED	RECOMM.
Chief Design Engineer	1.00	1.00	1.00	1.00
City Architect	1.00	1.00	1.00	1.00
Civil Engineer III	2.00	2.00	2.00	2.00
Civil Engineer II	5.00	5.00	5.00	5.00
Civil Engineer I	8.00	8.00	8.00	8.00
Architect I	---	1.00	1.00	1.00
Senior Engineering Technician	2.00	2.00	2.00	2.00
Engineering Admin Asst	1.00	1.00	1.00	1.00
Total Full-time Permanent Employees	20.00	21.00	21.00	21.00

Engineering Department


Design and Construction - Graphics
GE001 ENG040300
General Fund

Description:

The functions of the GIS/Graphics Section are to: (1) provide support for Engineering project design preparation, (2) maintain and provide to City departments and the public quarter section, planimetric, and topographic maps, sewer maps and data, aerial photography, and construction records on all public improvements, (3) provide City agencies with maps, plans, charts, overlays, displays, and exhibits, (4) provide computer systems support for the Engineering Department, and (5) complete the conversion and implementation phase for the city-wide Automated Mapping and Facilities Management Geographics Information System.

Revenue Detail:

MAJOR OBJECT	2007-08	2008-09		2009-10
	ACTUAL	ADOPTED	AMENDED	RECOMM.
Charges for Services/User Fees	172,762	162,100	178,300	183,300
Other	90	---	---	---
Revenue Totals	172,852	162,100	178,300	183,300

Expenditure Detail:

MAJOR OBJECT	2007-08	2008-09		2009-10
	ACTUAL	ADOPTED	AMENDED	RECOMM.
Personal Services	517,735	565,422	537,225	526,348
Contractual Services	17,488	21,695	22,120	21,669
Commodities	1,292	2,800	2,300	2,300
Capital Outlays	6,764	11,775	11,775	11,775
Total Expenditure	543,279	601,692	573,420	562,092

Subsidy	370,427	439,592	395,120	378,792
---------	---------	---------	---------	---------

Personnel Detail:

PERMANENT FULL-TIME POSITIONS JOB CLASSIFICATION TITLE	2007-08	2008-09		2009-10
	ACTUAL	ADOPTED	AMENDED	RECOMM.
Engineering Graphics Supervisor	1.00	1.00	1.00	1.00
GIS Analyst	1.00	1.00	1.00	1.00
CAD Graphic Technician	4.00	4.00	4.00	4.00
Word Processor Operator	---	1.00	1.00	---
Total Full-time Permanent Employees	6.00	7.00	7.00	6.00

FY 10 reduction of word processor operator is part of budget reduction plan

Engineering Department

Real Estate
GE001 ENG040700
General Fund

Description:

The functions of the Right-of-Way Section are to: (1) support City projects and programs requiring the purchase or disposition of real estate and to coordinate with other City departments to accomplish this function, (2) provide for orderly relocation of individuals and businesses displaced as part of the City's acquisition activities, and (3) provide property management services for City-owned properties. During FY 2008, the Park and Recreation Property Management function was merged with Right-of-Way.

Revenue Detail:

MAJOR OBJECT	2007-08	2008-09		2009-10
	ACTUAL	ADOPTED	AMENDED	RECOMM.
Charges for Services/User Fees	569,225	670,600	592,500	611,500
Use of Money and Property	---	50,000	50,000	50,000
Other	72,015	175,000	175,000	175,000
Revenue Totals	641,240	895,600	817,500	836,500

Expenditure Detail:

MAJOR OBJECT	2007-08	2008-09		2009-10
	ACTUAL	ADOPTED	AMENDED	RECOMM.
Personal Services	855,843	1,012,198	1,012,198	955,997
Contractual Services	24,978	112,637	102,897	79,517
Commodities	3,578	5,100	5,100	5,100
Capital Outlays	2,758	16,000	16,000	50,000
Total Expenditure	887,157	1,145,935	1,136,195	1,090,614


Subsidy	245,917	250,335	318,695	254,114
---------	---------	---------	---------	---------

Personnel Detail:

PERMANENT FULL-TIME POSITIONS JOB CLASSIFICATION TITLE	2007-08	2008-09		2009-10
	ACTUAL	ADOPTED	AMENDED	RECOMM.
Real Estate Division Manager	1.00	1.00	1.00	1.00
Acquisition and Relocation Specialist	1.00	1.00	1.00	1.00
Appraisal and Acquisition Spec	---	---	1.00	1.00
Real Estate Contracts & Closing Specialist	1.00	1.00	1.00	1.00
Real Estate Appraiser	1.00	1.00	---	---
Real Estate Coordinator	3.00	4.00	4.00	4.00
Real Estate Relocation Coordinator	1.00	---	---	---
Real Estate Records and Property Technician	1.00	1.00	1.00	1.00
City Property Technician	---	1.00	1.00	---
Engineering Admin Asst	1.00	1.00	1.00	1.00
Word Processor Operator	1.00	1.00	1.00	---
Total Full-time Permanent Employees	11.00	12.00	12.00	10.00

FY 10 reduction of word processor operator is part of budget reduction plan, and transfer of authorized City Property Technician position to IT as part of city-wide IT reorganization.

Engineering Department


Construction and Support - Survey
GE001 ENG041000
General Fund

Description:

The functions of the Survey Section are to: (1) provide professional land, civil engineering, forensic, and specialized surveys to the Engineering Department, as well as other City departments, and (2) support city-wide survey activities by maintaining a control and benchmarking system for use by public and private surveyors within the Des Moines city limits.

Revenue Detail:

MAJOR OBJECT	2007-08	2008-09		2009-10
	ACTUAL	ADOPTED	AMENDED	RECOMM.
Charges for Services/User Fees	648,234	571,500	620,000	691,000
Revenue Totals	648,234	571,500	620,000	691,000

Expenditure Detail:

MAJOR OBJECT	2007-08	2008-09		2009-10
	ACTUAL	ADOPTED	AMENDED	RECOMM.
Personal Services	665,789	758,667	741,050	780,045
Contractual Services	29,054	30,782	32,442	32,632
Other Services and Charges	16,683	13,000	12,500	12,500
Commodities	3,598	6,500	5,100	5,100
Capital Outlays	31,518	47,675	47,675	41,130
Total Expenditure	746,642	856,624	838,767	871,407

Subsidy	98,408	285,124	218,767	180,407
---------	--------	---------	---------	---------

Personnel Detail:

PERMANENT FULL-TIME POSITIONS JOB CLASSIFICATION TITLE	2007-08	2008-09		2009-10
	ACTUAL	ADOPTED	AMENDED	RECOMM.
Survey Supervisor	1.00	1.00	1.00	1.00
Lead Surveyor	1.00	1.00	1.00	1.00
Surveyor	3.00	3.00	3.00	3.00
Assistant Surveyor	2.00	2.00	2.00	2.00
Surveyor Helper	2.00	3.00	3.00	3.00
Total Full-time Permanent Employees	9.00	10.00	10.00	10.00

Construction and Support - Inspection
GE001 ENG041300
General Fund

Description:

The functions of the Inspection Section are to provide: (1) construction inspection and material testing services to insure that public improvements are constructed in compliance with the approved plans, specifications, and contract documents and (2) environmental services, including environmental assessment studies and groundwater hazard statements on property sold or acquired by the City, and management of city sites of environmental action by the US Environmental Protection Agency or the Iowa Department of Natural Resources, including leaking underground storage tanks.

Revenue Detail:

MAJOR OBJECT	2007-08	2008-09		2009-10
	ACTUAL	ADOPTED	AMENDED	RECOMM.
Charges for Services/User Fees	1,342,516	1,506,700	1,386,100	1,431,200
Other	6,342	200	200	200
Revenue Totals	1,348,858	1,506,900	1,386,300	1,431,400

Expenditure Detail:


MAJOR OBJECT	2007-08	2008-09		2009-10
	ACTUAL	ADOPTED	AMENDED	RECOMM.
Personal Services	1,318,585	1,477,259	1,384,156	1,440,844
Contractual Services	111,811	118,432	114,582	114,722
Other Services and Charges	12,606	1,200	2,300	1,600
Commodities	6,232	8,500	8,000	8,000
Capital Outlays	10,293	11,100	11,100	13,500
Total Expenditure	1,459,527	1,616,491	1,520,138	1,578,666

Subsidy	110,669	109,591	133,838	147,266
---------	---------	---------	---------	---------

Personnel Detail:

PERMANENT FULL-TIME POSITIONS JOB CLASSIFICATION TITLE	2007-08	2008-09		2009-10
	ACTUAL	ADOPTED	AMENDED	RECOMM.
Civil Engineer II	1.00	1.00	1.00	1.00
Construction Inspections Supervisor	1.00	1.00	1.00	1.00
Senior Engineering Technician	1.00	1.00	1.00	1.00
Engineering Lab Operations Technician	1.00	1.00	1.00	1.00
Senior Construction Inspector	8.80	8.80	8.80	8.80
Engineering Laboratory Technician	2.00	1.00	1.00	1.00
Total Full-time Permanent Employees	14.80	13.80	13.80	13.80

Engineering Department


T&T - Administration
GE001 ENG100100
General Fund

Description:

The function of the Traffic and Transportation Administration Section is to provide administrative support to the operating sections of the Traffic and Transportation Division. This includes preparation of reports and communications, including City Council Reports.

Revenue Detail:

MAJOR OBJECT	2007-08	2008-09		2009-10
	ACTUAL	ADOPTED	AMENDED	RECOMM.
Licenses and Permits	60,973	---	---	---
Charges for Services/User Fees	15,614	17,000	17,000	17,000
Other	1,117	---	---	---
Revenue Totals	77,704	17,000	17,000	17,000

Expenditure Detail:

MAJOR OBJECT	2007-08	2008-09		2009-10
	ACTUAL	ADOPTED	AMENDED	RECOMM.
Personal Services	197,516	195,219	203,037	211,252
Contractual Services	22,216	13,175	16,525	16,535
Commodities	5,116	5,700	8,200	5,200
Total Expenditure	224,848	214,094	227,762	232,987

Subsidy	147,144	197,094	210,762	215,987
---------	---------	---------	---------	---------

Personnel Detail:

PERMANENT FULL-TIME POSITIONS JOB CLASSIFICATION TITLE	2007-08	2008-09		2009-10
	ACTUAL	ADOPTED	AMENDED	RECOMM.
City Traffic Engineer	1.00	1.00	1.00	1.00
Customer Service Representative	0.80	0.80	0.80	0.80
Total Full-time Permanent Employees	1.80	1.80	1.80	1.80

Engineering Department

◆◆ T&T - Right-of-way Management
GE001 ENG100421
General Fund

Description:

The function of Right-of-Way Management is to implement the ordinance passed in FY 1999 designed to coordinate and manage activities in the public right-of-way. The outcome being a reduction in traffic obstructions, decreased damage and degradation of the infrastructure, increased safety and mapping of underground utilities.

Revenue Detail:

MAJOR OBJECT	2007-08	2008-09		2009-10
	ACTUAL	ADOPTED	AMENDED	RECOMM.
Franchise Fees	56,279	56,439	44,206	82,342
Licenses and Permits	183,720	125,000	165,000	165,000
Charges for Services/User Fees	54,110	170,000	52,706	98,180
Use of Money and Property	75	---	---	---
Revenue Totals	294,184	351,439	261,912	345,522

Expenditure Detail:

MAJOR OBJECT	2007-08	2008-09		2009-10
	ACTUAL	ADOPTED	AMENDED	RECOMM.
Personal Services	291,589	327,774	311,952	309,282
Contractual Services	7,160	10,365	21,580	21,670
Commodities	633	3,300	3,300	3,300
Capital Outlays	1,603	10,000	10,000	12,200
Total Expenditure	300,985	351,439	346,832	346,452

Subsidy	6,801	---	84,920	930
---------	-------	-----	--------	-----

Personnel Detail:

PERMANENT FULL-TIME POSITIONS JOB CLASSIFICATION TITLE	2007-08	2008-09		2009-10
	ACTUAL	ADOPTED	AMENDED	RECOMM.
Principal Traffic Engineer	0.20	0.20	0.10	0.10
Senior Engineering Technician	1.00	1.00	1.00	1.00
Senior Construction Inspector	1.20	1.20	1.20	1.20
CAD Graphic Technician	1.00	1.00	1.00	1.00
Customer Service Representative	0.20	0.20	0.20	0.20
Total Full-time Permanent Employees	3.60	3.60	3.50	3.50

Engineering Department

◆◆ T&T - Parking Administration
EN051 ENG100701
Parking Operations Fund

Description:

The function of Parking Administration is to provide general administration of, and support for, the Municipal Parking System.

Expenditure Detail:

MAJOR OBJECT	2007-08	2008-09		2009-10
	ACTUAL	ADOPTED	AMENDED	RECOMM.
Personal Services	270,494	287,464	288,599	303,554
Transfers to Other Funds	3,954,377	4,075,509	4,075,509	3,652,282
Contractual Services	2,486,157	2,902,560	2,540,595	2,627,917
Other Services and Charges	2,021,147	1,991,359	1,985,269	2,051,555
Commodities	7,202	11,400	6,400	6,400
Capital Outlays	11,249	---	---	---
Debt Service	1,651,541	1,634,600	1,634,600	1,892,239
Total Expenditure	10,402,167	10,902,892	10,530,972	10,533,947

Personnel Detail:

PERMANENT FULL-TIME POSITIONS JOB CLASSIFICATION TITLE	2007-08	2008-09		2009-10
	ACTUAL	ADOPTED	AMENDED	RECOMM.
Traffic Facilities Administrator	1.00	1.00	1.00	1.00
Administrative Analyst	1.00	1.00	1.00	1.00
Administrative Assistant	1.00	1.00	1.00	1.00
Total Full-time Permanent Employees	3.00	3.00	3.00	3.00

◆◆ T&T - Parking Meter Maintenance and Collection
EN051 ENG100710
Parking Operations Fund

Description:

The function of Parking Meter Maintenance and Collection is collection from and the maintenance of parking meters in the Central Business District, including preventive maintenance and systematic replacement of old meters.

Expenditure Detail:

MAJOR OBJECT	2007-08	2008-09		2009-10
	ACTUAL	ADOPTED	AMENDED	RECOMM.
Personal Services	336,186	363,365	359,058	375,158
Contractual Services	32,395	39,425	37,846	37,924
Other Services and Charges	52	5,000	5,000	5,000
Commodities	60,527	85,100	50,000	50,000
Capital Outlays	58,801	---	193,000	130,000
Total Expenditure	487,961	492,890	644,904	598,082

Increase in capital outlay for the new Smartcard meter program, and to begin an annual replacemt of meeters--400/yr.

Personnel Detail:

PERMANENT FULL-TIME POSITIONS JOB CLASSIFICATION TITLE	2007-08	2008-09		2009-10
	ACTUAL	ADOPTED	AMENDED	RECOMM.
Traffic Device Maintenance Worker	4.00	4.00	4.00	4.00
Total Full-time Permanent Employees	4.00	4.00	4.00	4.00

Engineering Department

❖ 2000-A Parking Revenue Bonds - Sinking Fund
EN061 ENG101018
2000-A Parking Revenue Bonds Sinking

Description:

The function of the sinking fund is to set aside funds as required by bond covenants to make the annual payment due on bonds issued for construction projects. Final payment is in 2020.

Expenditure Detail:

MAJOR OBJECT	2007-08	2008-09		2009-10
	ACTUAL	ADOPTED	AMENDED	RECOMM.
Debt Service	1,685,385	1,686,836	1,686,836	1,685,650
Total Expenditure	1,685,385	1,686,836	1,686,836	1,685,650

◆ 2000-B Parking Revenue Bonds - Sinking Fund
EN062 ENG101021
2000-B Pking Rev Bonds Sinking

Description:

The function of the sinking fund is to set aside funds as required by bond covenants to make the annual payment due on bonds issued for construction projects. Final payment is in 2012.

Expenditure Detail:

MAJOR OBJECT	2007-08	2008-09		2009-10
	ACTUAL	ADOPTED	AMENDED	RECOMM.
Debt Service	1,360,981	1,353,673	4,853,673	1,356,215
Total Expenditure	1,360,981	1,353,673	4,853,673	1,356,215

The FY 2009 increase is related to retirement of current debt in order to refinance the bond and save approximately \$118,000 during the remaining 4 years.

Engineering Department

◆◆ T&T - Park and Ride Operation
EN078 ENG100707
Park and Ride Operations Fund

Description:

The function of Park and Ride Operation budget is to provide for contracted operation and maintenance of the Park and Ride Facilities and mass transportation services at the facilities and downtown shuttle by DART.

Expenditure Detail:

MAJOR OBJECT	2007-08	2008-09		2009-10
	ACTUAL	ADOPTED	AMENDED	RECOMM.
Transfers to Other Funds	500,000	300,000	300,000	---
Contractual Services	1,215,369	1,477,500	1,762,642	1,404,880
Other Services and Charges	157,937	169,901	166,251	171,248
Total Expenditure	1,873,306	1,947,401	2,228,893	1,576,128

◆◆ T&T - Street Lighting
SP360 ENG100401
Road Use Tax Fund

Description:

The function of Street Lighting is the maintenance and operation of the street lights on city streets, including maintenance and operation of street lights by MidAmerican Energy, maintenance of City owned street lights by contract, and review of street lighting plans and requests for lighting.

Revenue Detail:

MAJOR OBJECT	2007-08	2008-09		2009-10
	ACTUAL	ADOPTED	AMENDED	RECOMM.
Charges for Services/User Fees	39,159	25,000	30,000	30,000
Other	100	---	---	---
Revenue Totals	39,259	25,000	30,000	30,000

Expenditure Detail:

MAJOR OBJECT	2007-08	2008-09		2009-10
	ACTUAL	ADOPTED	AMENDED	RECOMM.
Personal Services	98,701	83,223	105,815	107,755
Contractual Services	3,126,835	3,238,250	3,215,832	3,245,794
Commodities	3,694	10,000	10,000	10,000
Capital Outlays	---	5,000	5,000	5,000
Total Expenditure	3,229,230	3,336,473	3,336,647	3,368,549

Road Use Tax	3,189,971	3,311,473	3,306,647	3,338,549
--------------	-----------	-----------	-----------	-----------

Personnel Detail:

PERMANENT FULL-TIME POSITIONS JOB CLASSIFICATION TITLE	2007-08	2008-09		2009-10
	ACTUAL	ADOPTED	AMENDED	RECOMM.
Principal Traffic Engineer	0.80	0.80	0.90	0.90
Total Full-time Permanent Employees	0.80	0.80	0.90	0.90

Engineering Department


T&T - Signal Installation and Maintenance
SP360 ENG100410
Road Use Tax Fund

Description:

The function of Signal Installation and Maintenance is to install and maintain traffic signals on city streets, including responding to major signal maintenance calls on a 24-hours basis, relamping, preventive maintenance, and systematic upgrade of control equipment.

Revenue Detail:

MAJOR OBJECT	2007-08	2008-09		2009-10
	ACTUAL	ADOPTED	AMENDED	RECOMM.
Charges for Services/User Fees	37,860	40,000	40,000	40,000
Other	24,292	12,000	15,500	15,500
Intergovernmental	72,859	95,000	65,000	67,000
Revenue Totals	135,011	147,000	120,500	122,500

Expenditure Detail:

MAJOR OBJECT	2007-08	2008-09		2009-10
	ACTUAL	ADOPTED	AMENDED	RECOMM.
Personal Services	534,977	551,318	560,660	588,520
Contractual Services	181,476	164,360	158,991	174,250
Other Services and Charges	2,602	10,400	12,300	10,000
Commodities	31,677	53,865	53,865	53,865
Capital Outlays	4,319	4,600	4,600	4,600
Total Expenditure	755,051	784,543	790,416	831,235

Road Use Tax	620,040	637,543	669,916	708,735
--------------	---------	---------	---------	---------

Personnel Detail:

PERMANENT FULL-TIME POSITIONS JOB CLASSIFICATION TITLE	2007-08	2008-09		2009-10
	ACTUAL	ADOPTED	AMENDED	RECOMM.
Traffic Signal System Technician	1.00	1.00	1.00	1.00
Traffic Signal Technician	5.00	5.00	5.00	5.00
Total Full-time Permanent Employees	6.00	6.00	6.00	6.00

**◆◆ T&T - Sign Installation and Maintenance
SP360 ENG100413
Road Use Tax Fund**

Description:

The function of Sign Installation and Maintenance is the fabrication, installation, and maintenance of traffic signs on city streets, including systematically replacing worn or faded signs and repairing or replacing vandalized signs.

Revenue Detail:

MAJOR OBJECT	2007-08	2008-09		2009-10
	ACTUAL	ADOPTED	AMENDED	RECOMM.
Charges for Services/User Fees	3,160	---	2,000	2,000
Other	10,124	3,400	6,900	6,900
Revenue Totals	13,284	3,400	8,900	8,900

Expenditure Detail:

MAJOR OBJECT	2007-08	2008-09		2009-10
	ACTUAL	ADOPTED	AMENDED	RECOMM.
Personal Services	289,391	299,489	300,816	315,336
Contractual Services	48,344	51,005	43,148	43,678
Other Services and Charges	6,657	---	5,000	5,000
Commodities	56,757	57,150	60,150	65,150
Capital Outlays	---	4,450	4,450	4,450
Total Expenditure	401,149	412,094	413,564	433,614

Road Use Tax	387,865	408,694	404,664	424,714
--------------	---------	---------	---------	---------

Personnel Detail:

PERMANENT FULL-TIME POSITIONS JOB CLASSIFICATION TITLE	2007-08	2008-09		2009-10
	ACTUAL	ADOPTED	AMENDED	RECOMM.
Traffic Control Supervisor	1.00	1.00	1.00	1.00
Traffic Sign Painter	1.00	1.00	1.00	1.00
Traffic Device Maintenance Worker	2.00	2.00	2.00	2.00
Total Full-time Permanent Employees	4.00	4.00	4.00	4.00

Engineering Department


T&T - Street Markings Maintenance
SP360 ENG100416
Road Use Tax Fund

Description:

The function of street markings maintenance is the application and maintenance of pavement markings (lane lines, medians and curbed islands, cross walks, stop bars, and arrows and symbols) on city streets and some City-owned parking lots.

Revenue Detail:

MAJOR OBJECT	2007-08	2008-09		2009-10
	ACTUAL	ADOPTED	AMENDED	RECOMM.
Charges for Services/User Fees	911	---	---	---
Revenue Totals	911	---	---	---

Expenditure Detail:

MAJOR OBJECT	2007-08	2008-09		2009-10
	ACTUAL	ADOPTED	AMENDED	RECOMM.
Personal Services	201,670	210,620	198,666	210,379
Contractual Services	28,356	35,850	31,171	33,079
Other Services and Charges	250	---	200	200
Commodities	63,128	47,565	57,500	62,500
Total Expenditure	293,404	294,035	287,537	306,158

Road Use Tax	292,493	294,035	287,537	306,158
--------------	---------	---------	---------	---------

Personnel Detail:

PERMANENT FULL-TIME POSITIONS JOB CLASSIFICATION TITLE	2007-08	2008-09		2009-10
	ACTUAL	ADOPTED	AMENDED	RECOMM.
Traffic Maintenance Chief	1.00	1.00	1.00	1.00
Traffic Device Maintenance Worker	1.00	1.00	1.00	1.00
Total Full-time Permanent Employees	2.00	2.00	2.00	2.00

◆ T&T - Ordinance and Accident Investigation
SP360 ENG100419
Road Use Tax Fund

Description:

The functions of Traffic Ordinance and Accident Investigation are: (1) providing a computerized database for all reported accidents and (2) reviewing and issuing taxicab licenses and badges.

Revenue Detail:

MAJOR OBJECT	2007-08	2008-09		2009-10
	ACTUAL	ADOPTED	AMENDED	RECOMM.
Licenses and Permits	700	---	---	---
Charges for Services/User Fees	856	---	---	---
Revenue Totals	1,556	---	---	---

Expenditure Detail:


MAJOR OBJECT	2007-08	2008-09		2009-10
	ACTUAL	ADOPTED	AMENDED	RECOMM.
Personal Services	91,969	96,846	97,588	101,289
Contractual Services	1,622	1,685	5,261	5,257
Commodities	1,154	1,000	1,200	1,200
Total Expenditure	94,745	99,531	104,049	107,746

Road Use Tax	93,189	99,531	104,049	107,746
--------------	--------	--------	---------	---------

Personnel Detail:

PERMANENT FULL-TIME POSITIONS JOB CLASSIFICATION TITLE	2007-08	2008-09		2009-10
	ACTUAL	ADOPTED	AMENDED	RECOMM.
Traffic Engineer	1.00	1.00	1.00	1.00
Total Full-time Permanent Employees	1.00	1.00	1.00	1.00

Engineering Department


T&T - Traffic Engineering
SP360 ENG100422
Road Use Tax Fund

Description:

The function of Traffic Engineering is to provide traffic engineering studies and recommendations to enhance vehicle and pedestrian safety. This includes identification of high-accident locations, determination of major causes for accidents at high-accident locations, recommendations for corrective actions, and redesign of problem intersections and traffic control systems.

Revenue Detail:

MAJOR OBJECT	2007-08	2008-09		2009-10
	ACTUAL	ADOPTED	AMENDED	RECOMM.
Licenses and Permits	61,526	148,000	138,000	138,000
Fines and Forfeitures	855	---	---	---
Charges for Services/User Fees	40,246	45,000	40,000	40,000
Use of Money and Property	40	---	---	---
Other	261	---	---	---
Revenue Totals	102,928	193,000	178,000	178,000

Expenditure Detail:

MAJOR OBJECT	2007-08	2008-09		2009-10
	ACTUAL	ADOPTED	AMENDED	RECOMM.
Personal Services	194,440	200,060	207,650	216,850
Contractual Services	13,455	13,485	13,189	13,224
Commodities	354	660	300	300
Capital Outlays	9,786	6,500	6,500	6,500
Total Expenditure	218,035	220,705	227,639	236,874

Road Use Tax	115,107	27,705	49,639	58,874
--------------	---------	--------	--------	--------

Personnel Detail:

PERMANENT FULL-TIME POSITIONS JOB CLASSIFICATION TITLE	2007-08	2008-09		2009-10
	ACTUAL	ADOPTED	AMENDED	RECOMM.
Principal Traffic Engineer	1.00	1.00	1.00	1.00
Traffic Analyst	1.00	1.00	1.00	1.00
Total Full-time Permanent Employees	2.00	2.00	2.00	2.00

Engineering Department

◆ Special Revenue Funds

ORGANIZATION CODE	2007-08	2008-09		2009-10
	ACTUAL	ADOPTED	AMENDED	RECOMM.
SP715 ENG980550 Child Care Center Maintenance	2,729	---	13,000	13,000
SP860 ENG100402 Sherman Hill Street Lighting - Woodland Only	2,217	2,650	2,650	2,650
SP861 ENG100403 Sherman Hill Street Lighting - Other Areas	19,961	21,630	21,630	21,630
Total Special Revenue Funds	24,907	24,280	37,280	37,280

